



More.. Smart Piecing Techniques DVD support pattern

Sailing Along

©2007 Kaye England Publications



This fun sailboat quilt benefits from using the Half Square Ruler (NNHS) in a clever new technique. Easy to create in any size as demonstrated on the DVD *MORE...Smart Piecing Techniques*. This quilt is sure to be a hit for everyone.

NOTE: This pattern is intended to support techniques shown on the DVD.



Phone: 317-780-1KEP (1537) Fax: 317-788-7968 Web: www.KayeEngland.com
5642 E Southport Road Indianapolis, IN 46237-9339 USA



More.. Smart Piecing Techniques DVD support pattern

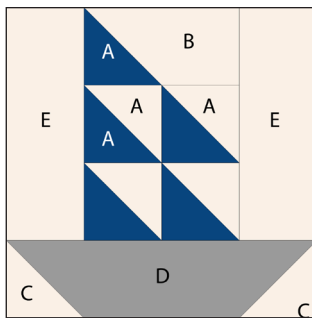

Sailing Along

©2007 Kaye England Publications

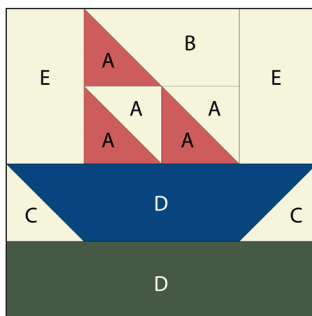
All strips for blocks are cut $2\frac{1}{2}$ ". Boat bottom connector technique is the same method as the center of Titanic block as shown on DVD

"Water" - Cut $2\frac{1}{2}$ " x $24\frac{1}{2}$ "

Border as desired



8" blocks



BLOCK 1 - 15 pieces

A - Cut 4 light & 5 dark with Half Square Ruler (NNHS)

B - Cut 1 light using Half Square Ruler (NNHS) as seen on DVD

C - Cut 2 lights ($2\frac{1}{2}$ " square connectors)

D - Cut 1 dark ($2\frac{1}{2}$ " x $8\frac{1}{2}$ "")

E - Cut 2 light ($2\frac{1}{2}$ " x $6\frac{1}{2}$ "")

(Make 5 blocks)

BLOCK 2 - 12 pieces

A - Cut 2 light & 3 dark with Half Square Ruler (NNHS)

B - Cut 1 light using Half Square Ruler (NNHS) as seen on DVD

C - Cut 2 lights ($2\frac{1}{2}$ " square connectors)

D - Cut 2 dark ($2\frac{1}{2}$ " x $8\frac{1}{2}$ "")

E - Cut 2 lights ($2\frac{1}{2}$ " x $4\frac{1}{2}$ "")

(Make 4 blocks)